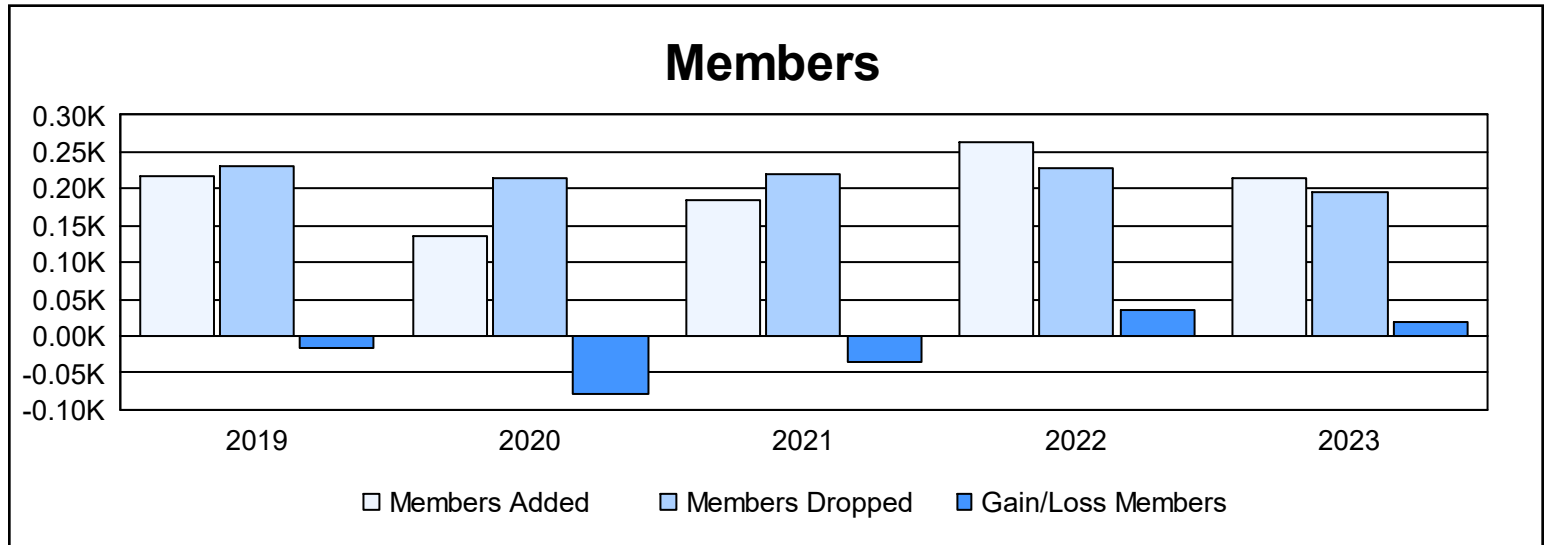
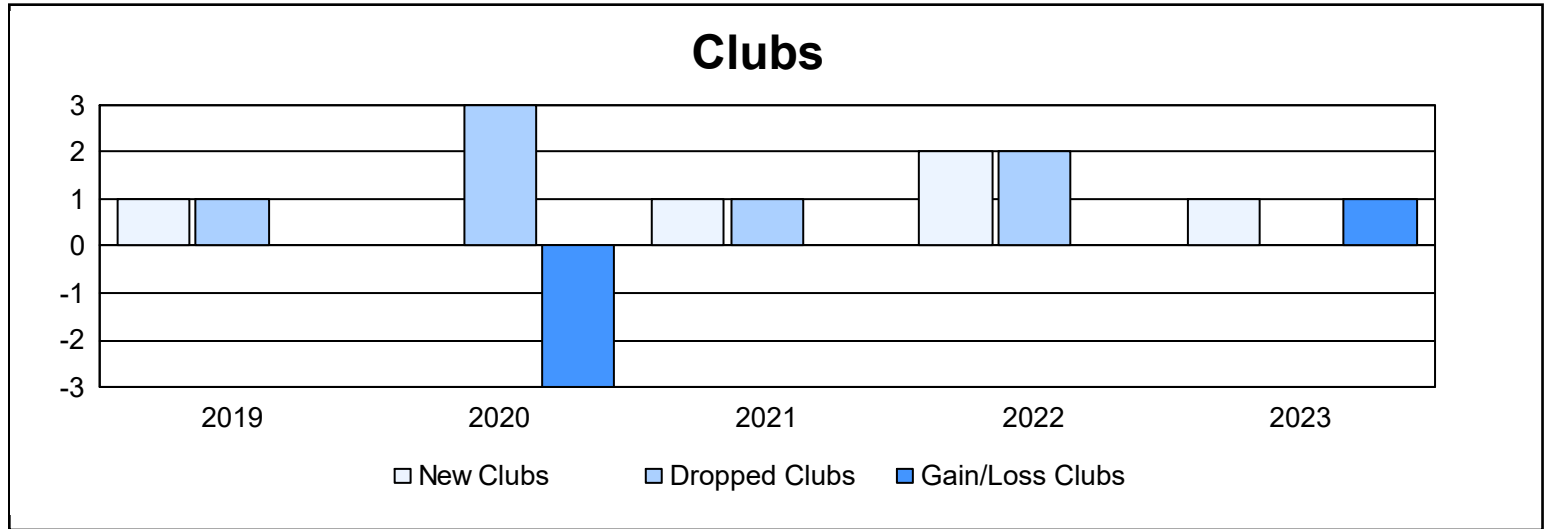
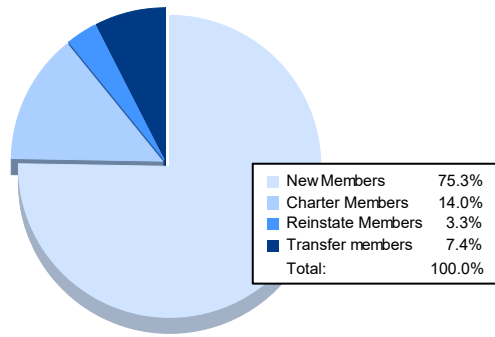


| Year           | New Clubs | Dropped Clubs | Gain/ Loss Clubs | New Members | Charter Members | Reinstate Members | Transfer Members | Total Member Added | Total Members Dropped | Gain/ Loss Members |
|----------------|-----------|---------------|------------------|-------------|-----------------|-------------------|------------------|--------------------|-----------------------|--------------------|
| 2018-2019      | 1         | 1             | 0                | 171         | 23              | 9                 | 13               | 216                | 231                   | -15                |
| 2019-2020      | 0         | 3             | -3               | 119         | 0               | 5                 | 12               | 136                | 215                   | -79                |
| 2020-2021      | 1         | 1             | 0                | 125         | 44              | 8                 | 8                | 185                | 221                   | -36                |
| 2021-2022      | 2         | 2             | 0                | 189         | 47              | 9                 | 18               | 263                | 229                   | 34                 |
| 2022-2023      | 1         | 0             | 1                | 162         | 30              | 7                 | 16               | 215                | 195                   | 20                 |
| <b>Average</b> | <b>1</b>  | <b>1</b>      | <b>0</b>         | <b>153</b>  | <b>29</b>       | <b>8</b>          | <b>13</b>        | <b>203</b>         | <b>218</b>            | <b>-15</b>         |



### Membership Composition June 2023 Cumulative



### Gender Composition June 2023 Cumulative

